



Angles in Real Life

Grade 3

Name: _____

Identify angle types: acute, right, obtuse, straight.

Look at how the two parts of each object meet. Smaller than a corner = acute. Equal to a corner = right. Larger than a corner = obtuse.

Example: Think about what you know: corners are 90° , slightly open is acute, wide open is obtuse, straight line is 180° .

(1)



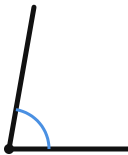
(A) acute (B) obtuse (C) right

(2)



(A) acute (B) obtuse (C) right

(3)



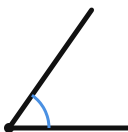
(A) acute (B) obtuse (C) right

(4)



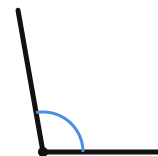
(A) acute (B) obtuse (C) right

(5)



(A) acute (B) obtuse (C) right

(6)



(A) acute (B) obtuse (C) right



(7)



(A) acute (B) obtuse (C) right

(8)



(A) acute (B) obtuse (C) right

