



Perimeter of Irregular Shapes

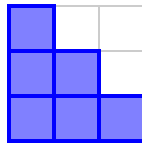
Grade 3

Name: _____

Count all exterior unit edges.

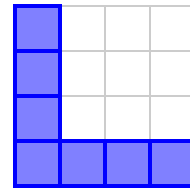
Example: Example strategy: Start in a corner and trace the shape, tallying each exposed edge until you return to the start.

(1) What is the perimeter of this staircase figure?




- (A) 8 units (B) 10 units (C) 12 units
(D) 14 units

(2) What is the perimeter of the shaded shape?



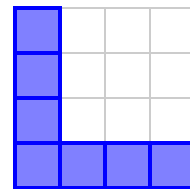
- (A) 12 units (B) 14 units (C) 16 units
(D) 18 units

(3) Find the perimeter of the shaded figure.



- (A) 8 units (B) 10 units (C) 12 units
(D) 14 units

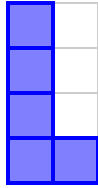
(4) Find the perimeter of this L-shaped shape.



- (A) 12 units (B) 14 units (C) 16 units
(D) 18 units

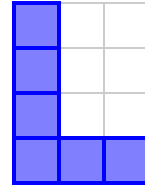


(5) Count the perimeter of the shaded L-shaped figure.



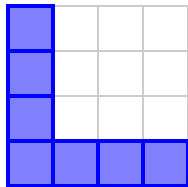
- (A) 8 units (B) 10 units (C) 12 units
(D) 14 units

(6) What is the perimeter of this L-shaped figure?




- (A) 10 units (B) 12 units (C) 14 units
(D) 16 units

(7) Find the perimeter of this L-shaped shape.



- (A) 12 units (B) 14 units (C) 16 units
(D) 18 units

(8) What is the perimeter of this L-shaped figure?



- (A) 8 units (B) 10 units (C) 12 units
(D) 14 units

