



Classifying Angles (Multiple Choice)

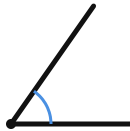
Grade 4

Name: _____

Choose the correct angle type.

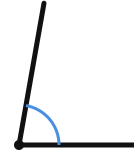
Acute: less than 90° . **Right:** exactly 90° . **Obtuse:** greater than 90° but less than 180° . **Straight:** exactly 180° .

(1)



(A) acute (B) obtuse (C) right

(2)



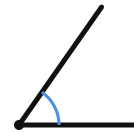
(A) acute (B) obtuse (C) right

(3)



(A) acute (B) obtuse (C) right

(4)



(A) acute (B) obtuse (C) right

(5)



(A) acute (B) obtuse (C) right

(6)



(A) acute (B) obtuse (C) right



(7)



(A) acute (B) obtuse (C) right

(8)



(A) acute (B) obtuse (C) right

