



# Visual Fractions: Coloring Fractions

Grade 4

Name: \_\_\_\_\_


Color the shape to show the fraction.

**Example:** Color  $\frac{1}{4}$  : [Shape with 1 part shaded]

(1) Color  $\frac{1}{2}$



(2) Color  $\frac{1}{4}$



(3) Color  $\frac{2}{3}$



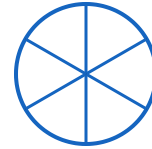
(4) Color  $\frac{1}{3}$



(5) Color  $\frac{1}{6}$




(6) Color  $\frac{3}{6}$



(7) Color  $\frac{3}{4}$




(8) Color  $\frac{3}{5}$



(9) Color  $\frac{2}{5}$



(10) Color  $\frac{2}{4}$



(11) Color  $\frac{1}{2}$



(12) Color  $\frac{1}{4}$

