



# Angles in Real Life

Grade 5

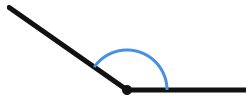
Name: \_\_\_\_\_

Identify angle types: acute, right, obtuse, straight.

Look at how the two parts of each object meet. Smaller than a corner = acute. Equal to a corner = right. Larger than a corner = obtuse.

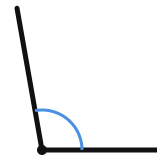
**Example:** Think about what you know: corners are  $90^\circ$ , slightly open is acute, wide open is obtuse, straight line is  $180^\circ$ .

(1)



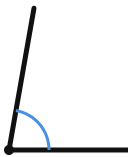
(A) acute (B) obtuse (C) right

(2)



(A) acute (B) obtuse (C) right

(3)



(A) acute (B) obtuse (C) right

(4)



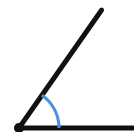
(A) acute (B) obtuse (C) right

(5)



(A) acute (B) obtuse (C) right

(6)



(A) acute (B) obtuse (C) right



(7)



(A) acute (B) obtuse (C) right

(8)



(A) acute (B) obtuse (C) right

