



## Classifying Angles (Multiple Choice)

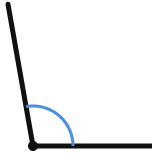
Grade 5

Name: \_\_\_\_\_

Choose the correct angle type.

**Acute:** less than  $90^\circ$ . **Right:** exactly  $90^\circ$ . **Obtuse:** greater than  $90^\circ$  but less than  $180^\circ$ . **Straight:** exactly  $180^\circ$ .

(1)



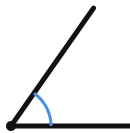
(A) acute (B) obtuse (C) right

(2)



(A) acute (B) obtuse (C) right

(3)



(A) acute (B) obtuse (C) right

(4)



(A) acute (B) obtuse (C) right

(5)



(A) acute (B) obtuse (C) right

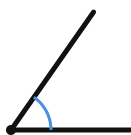
(6)



(A) acute (B) obtuse (C) right



(7)



(A) acute (B) obtuse (C) right

(8)



(A) acute (B) obtuse (C) right

