



Visual Fractions: Equivalent Fractions (Visual)

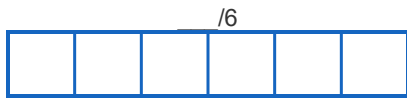
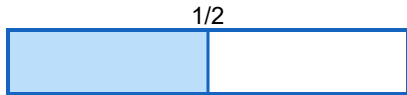
Grade 5

Name: _____


Use the pictures to find the equivalent fraction.

Example: $\frac{1}{2} = \frac{2}{4}$

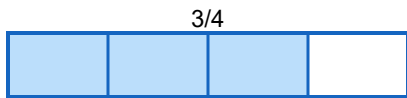
(1) $\frac{1}{2} = \frac{\quad}{6}$



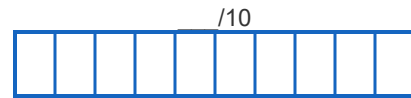
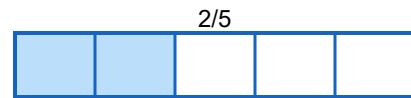
(2) $\frac{1}{3} = \frac{\quad}{6}$



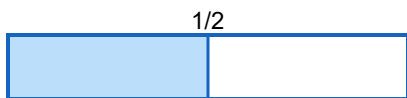
(3) $\frac{3}{4} = \frac{\quad}{8}$



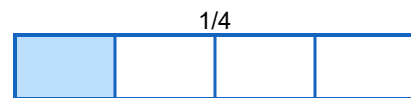
(4) $\frac{2}{5} = \frac{\quad}{10}$



(5) $\frac{1}{2} = \frac{\quad}{8}$



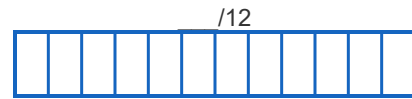
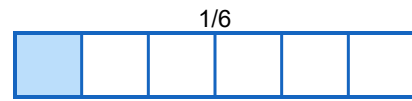
(6) $\frac{1}{4} = \frac{\quad}{8}$



$$(7) \frac{1}{2} = \frac{\quad}{4}$$



$$(8) \frac{1}{6} = \frac{\quad}{12}$$



$$(9) \frac{2}{3} = \frac{\quad}{6}$$



$$(10) \frac{1}{3} = \frac{\quad}{9}$$

