



# Parts of a Circle

Grade 5

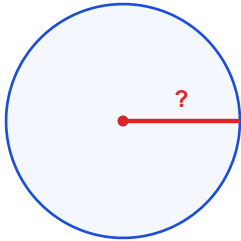
Name: \_\_\_\_\_

Name the circle part.

Center: middle point. Radius: center to edge. Diameter: edge to edge through center. Chord: edge to edge not through center. Circumference: distance around.


**Example:** This is the Radius

(1)



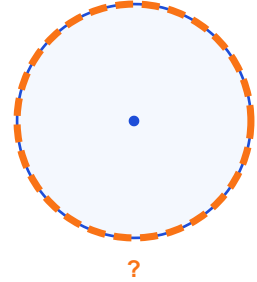
- (A) center
- (B) chord
- (C) diameter
- (D) radius

(2)



- (A) center
- (B) chord
- (C) circumference
- (D) diameter

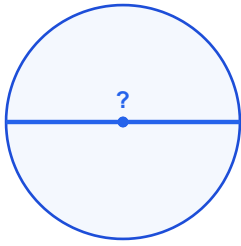
(3)



- (A) chord
- (B) circumference
- (C) diameter
- (D) radius

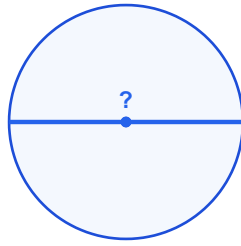


(4)



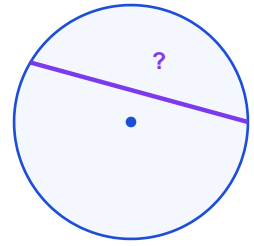
- (A) chord
- (B) circumference
- (C) diameter
- (D) radius

(5)



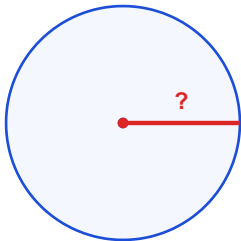
- (A) center (B) chord
- (C) circumference
- (D) diameter

(6)



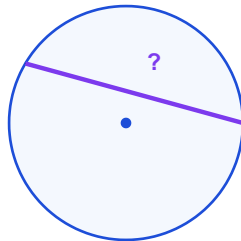
- (A) center (B) chord
- (C) circumference
- (D) radius

(7)



- (A) center (B) chord
- (C) circumference
- (D) radius

(8)



- (A) chord
- (B) circumference
- (C) diameter
- (D) radius

