



Reading Pictographs

Grade 5

Name: _____

Use the graph and key to answer.

A pictograph uses pictures to show data. The **KEY** tells you how many each picture stands for.

Stars Earned

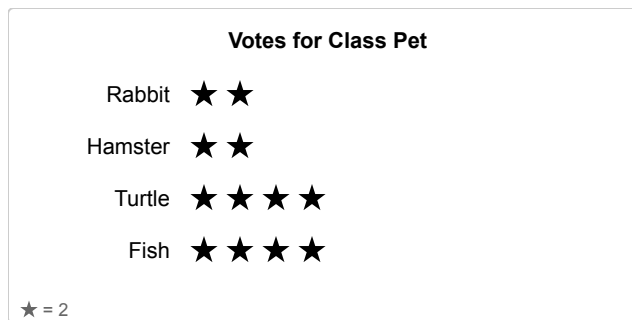
Class A ○○○○

Class B ○○

Class C ○○○○○


KEY: Each Circle = 5 Stars

(1) How many students chose "Rabbit"?



(A) 2 (B) 3 (C) 4 (D) 5


(2) How many students chose "Bananas"?



(A) 6 (B) 7 (C) 8 (D) 9




(3) How many more students chose "Action" than "Animation"?



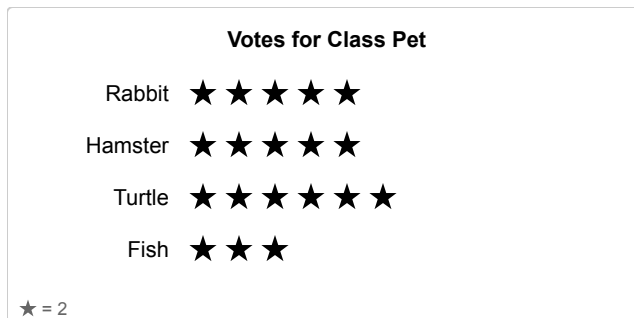
- (A) 2 (B) 3 (C) 4 (D) 5

(4) How many students are represented in total?



- (A) 55 (B) 56 (C) 57 (D) 58

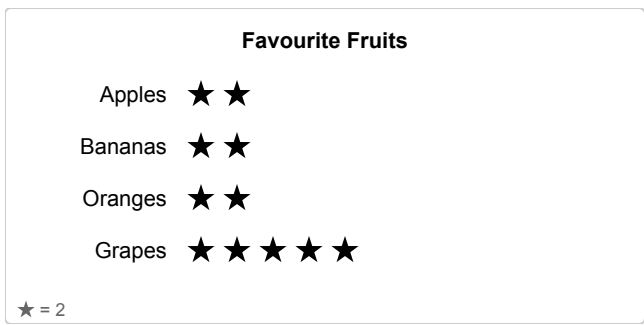
(5) How many students chose "Turtle"?



- (A) 10 (B) 11 (C) 12 (D) 13



(6) How many students chose "Apples" or "Bananas"?



- (A) 6 (B) 7 (C) 8 (D) 9

