



Venn Diagrams: 3 Sets

Grade 6

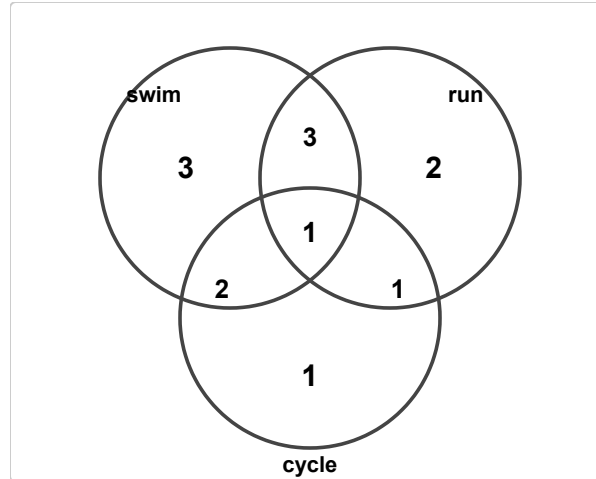
Name: _____

Analyze diagrams, answer questions.

A 3-set Venn diagram shows how three groups overlap. The very center is where all three circles meet.

Example: Circle A: 10. Circle B: 12. Circle C: 8. Center (All 3): 2. How many like ALL three? 2

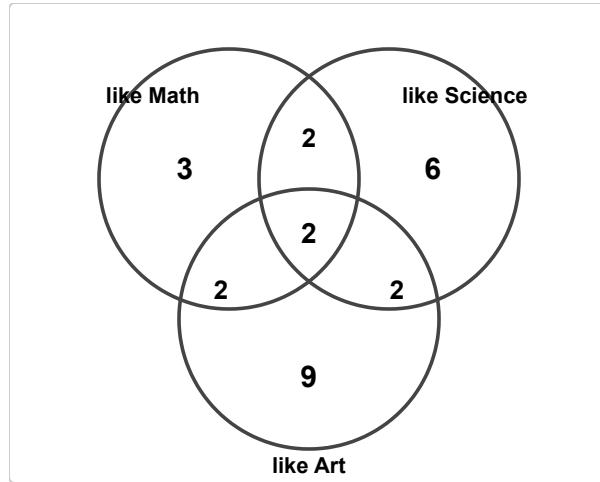
(1) How many students are in "swim" only?



- (A) 1 (B) 2 (C) 3 (D) 4

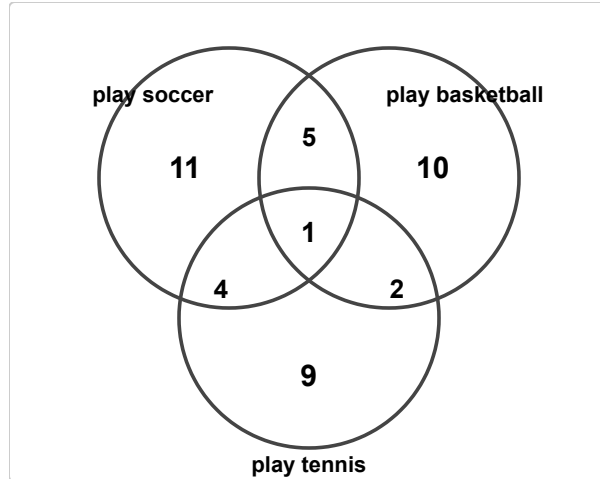


(2) How many students are in "like Science" only?



- (A) 4 (B) 5 (C) 6 (D) 7

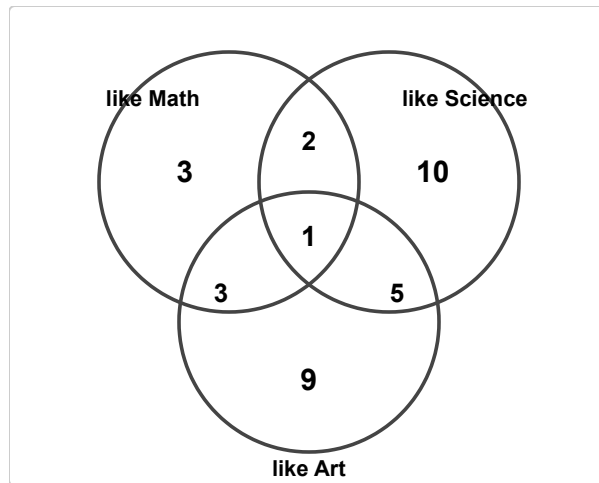
(3) How many students are in "play tennis" only?



- (A) 7 (B) 8 (C) 9 (D) 10

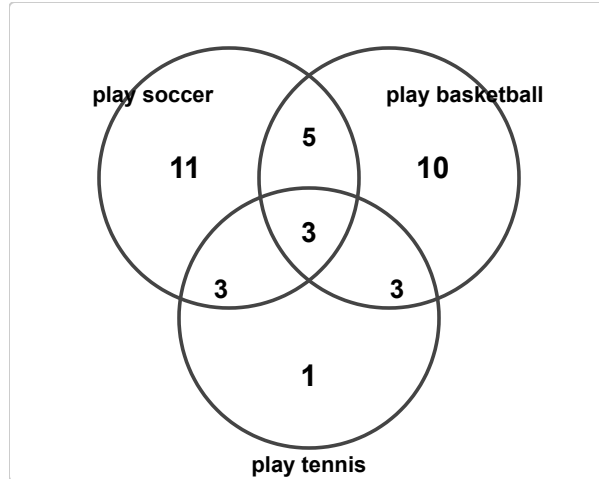


(4) How many students are in all three groups?



- (A) 0 (B) 1 (C) 2 (D) 3

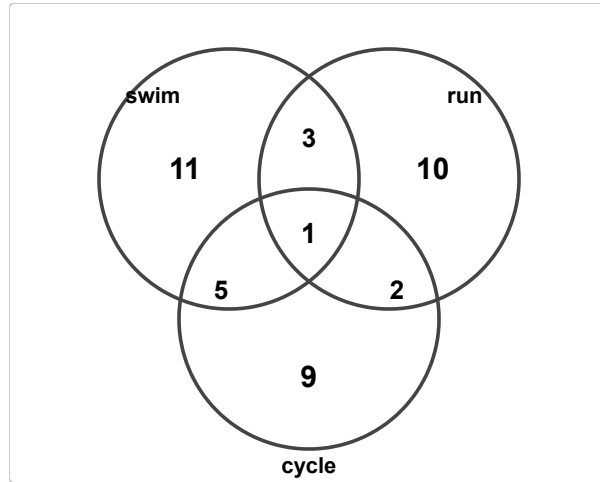
(5) How many students are in both "play soccer" and "play basketball"?



- (A) 6 (B) 7 (C) 8 (D) 9

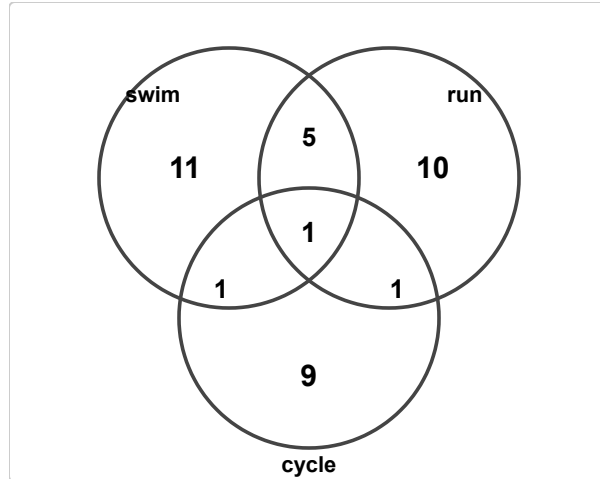


(6) How many students are in "swim" in total?



- (A) 18 (B) 19 (C) 20 (D) 21

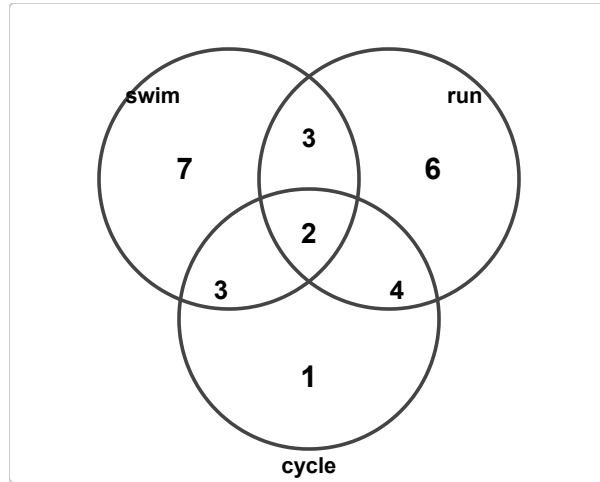
(7) How many students are in at least one group?



- (A) 36 (B) 37 (C) 38 (D) 39

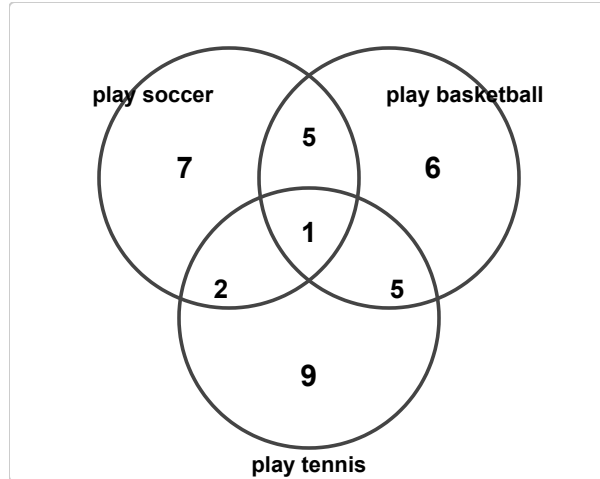


(8) How many students are in exactly one group?



- (A) 12 (B) 13 (C) 14 (D) 15

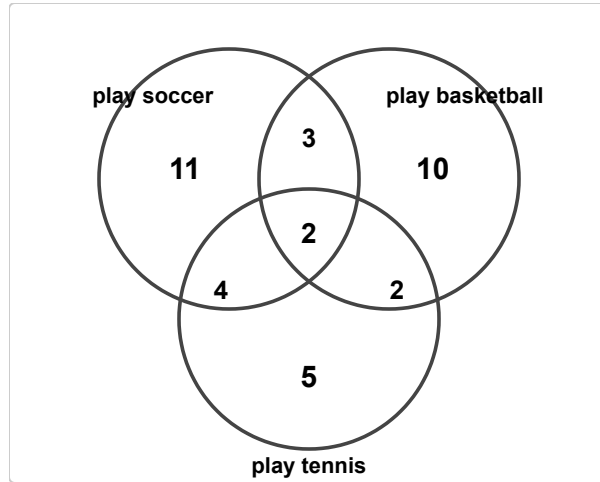
(9) How many students are in "play soccer" only?



- (A) 5 (B) 6 (C) 7 (D) 8

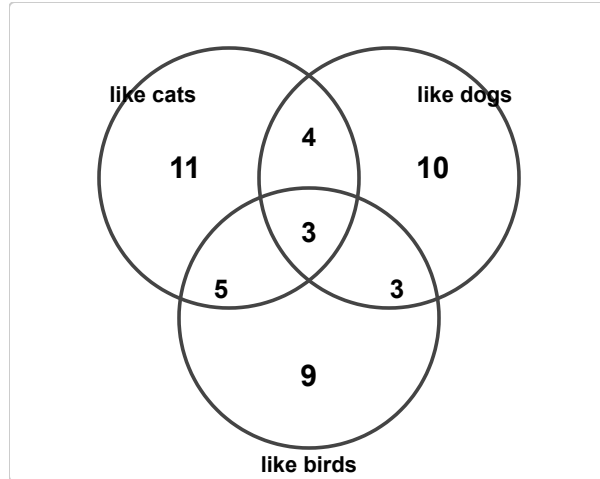


(10) How many students are in "play basketball" only?



- (A) 8 (B) 9 (C) 10 (D) 11

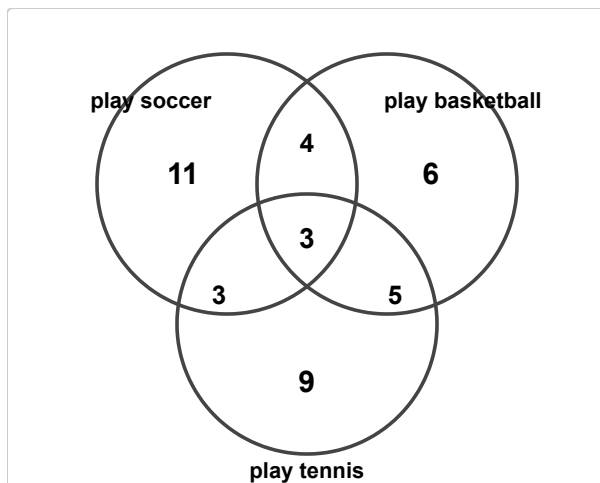
(11) How many students are in "like birds" only?



- (A) 7 (B) 8 (C) 9 (D) 10



(12) How many students are in all three groups?



- (A) 1 (B) 2 (C) 3 (D) 4

